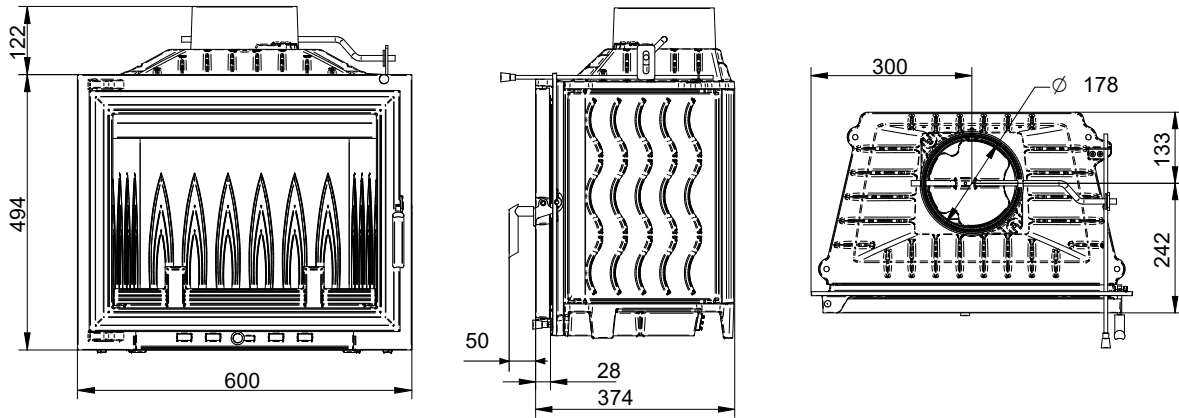


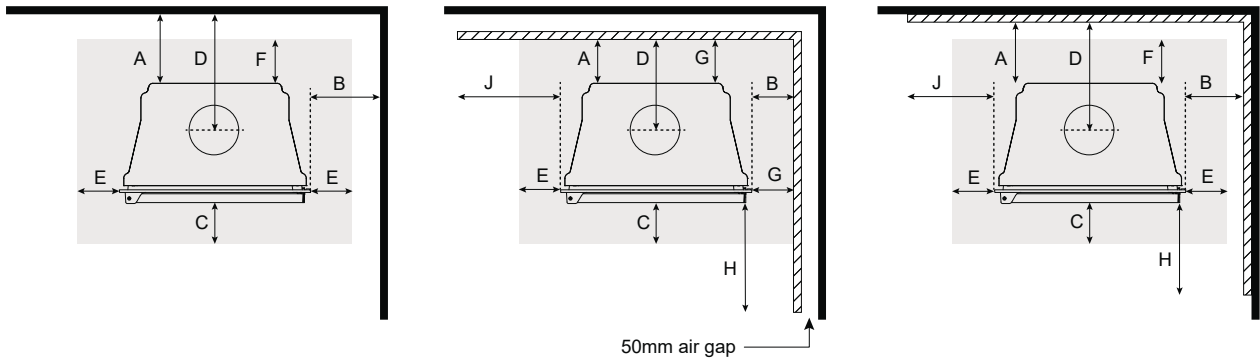
MODICA 600GF

APPLIANCE DIMENSIONS



CLEARANCE TO COMBUSTIBLES

Combustible surface
 Hebel block hearth
 Protector Board - 50mm Skamol or 60mm Calcium Silicate board



* Door swing from right to left.

		Combustible surface	Skamol with 50mm air gap	Skamol attached to the combustibles wall
A	Rear of heater to rear wall	1150	200	400
B	Side of heater to side wall	875	150	300
C	Hearth extension from the glass opening*	700	700	700
D	Centre of flue to rear wall	1283	333	533
E	Hearth extension from the side of the heater	200	200 & G	200
F	Hearth extension from the rear of the heater	200	Refer to G dim.	200
G	Hearth extension towards the heat shield	N/A	Extend up to the heat shield	Refer to E & F
H	Heat shield extension on side wall	N/A	900	900
J	Heat shield extension on rear wall	N/A	500	500
	Heat shield height from hearth	N/A	1900	1900
	Hearth thickness directly below the appliance	150	150	150
	Hearth thickness extending beyond the appliance	50	50	50

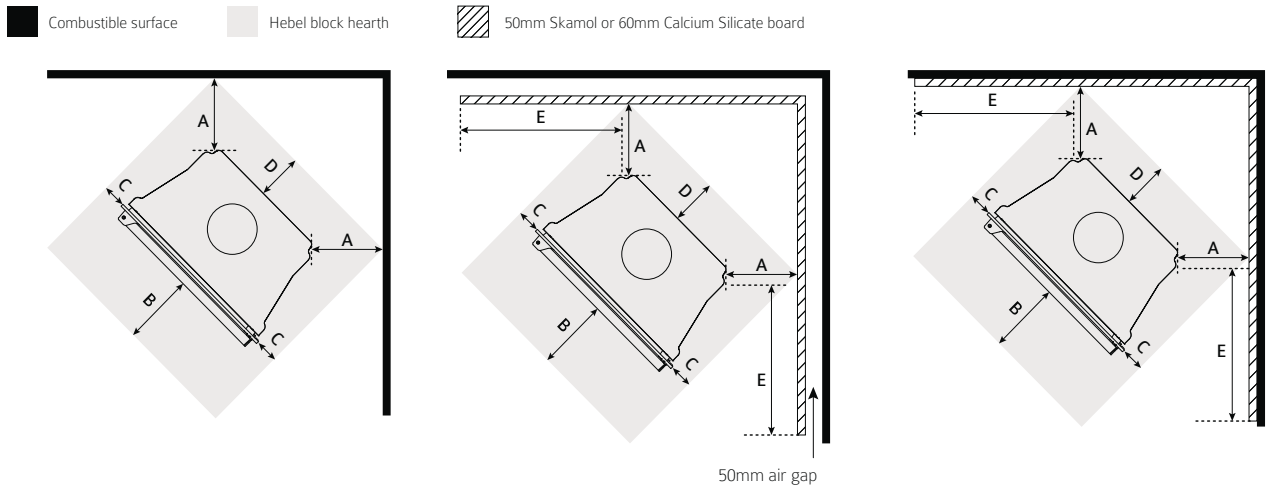
Hearth recommendation:

It is highly recommended that Hebel Block material to be used as the hearth both directly below the appliance and extending beyond the appliance base. Please consult with retailer or installer if you wish to change the hearth material or clearances.

* Please refer to Hearth Clearance document for further information.

MODICA 600GF

CLEARANCE TO COMBUSTIBLES - CORNER INSTALLATION



* Door swing from right to left.

		Combustible surface	Skamol with 50mm air gap	Skamol attached to the combustable wall
A	Corner wall	1445	250	500
B	Hearth extension from the glass opening*	700	700	700
C	Hearth extension from the side of the heater	200	200	200
D	Hearth extension from the rear of the heater	200	200	200
E	Heat shield extension on wall (from rear corner of the appliance)	N/A	500	500
	Heat shield height from hearth	N/A	1900	1900
	Hearth thickness directly below the appliance	150	150	150
	Hearth thickness extending beyond the appliance	50	50	50

Hearth recommendation:

It is highly recommended that Hebel Block material to be used as the hearth both directly below the appliance and extending beyond the appliance base. Please consult with retailer or installer if you wish to change the hearth material or clearances.

* Please refer to Hearth Clearance document for further information.